

Introductory sub-table (I)(a)

Name of the Company **SAGAR SOYA PRODUCTS LIMITED**

Scrip Code, Name of the scrip, class of security: **506773**

31-Mar-14

Partly paid-up shares:-		No. of partly paid-up shares	As a % of total no. of partly paid-up shares	As a % of total no. of shares of the company
Held by promoter/promoter group		Nil	Nil	Nil
Held by public		Nil	Nil	Nil
Total - D		Nil	Nil	Nil
Outstanding convertible securities:-				
		No. of outstanding securities	As a % of total no. of outstanding convertible securities	As a % of total no. of shares of the company, assuming full conversion of the convertible securities
Held by promoter/promoter group		Nil	Nil	Nil
Held by public		Nil	Nil	Nil
Total - E		Nil	Nil	Nil
Warrants:-				
		No. of warrants	As a % of total no. of warrants	As a % of total no. of shares of the company, assuming full conversion of warrants
Held by promoter/promoter group		Nil	Nil	Nil
Held by public		Nil	Nil	Nil
Total - F		Nil	Nil	Nil
Total paid-up capital of the company, assuming full conversion of warrants and convertible securities		5851689 Equity Shares of Rs. 10/- each fully paid-up aggregating to Rs. 5,85,16,980/-		



Statement Showing Shareholding Pattern

Category or code	Shareholder	Number of Shares	Table (I)(a)			Total shareholding as a percentage of total number of shares		Shares Pledged or otherwise encumbered	As a percentage (IX) = (VIII)/(IV)*100
			Total number of shares	Number of shares held in dematerialized form	Number of shares held in dematerialized form	As a percentage of (A+B) ¹ (VI)	As a percentage of (A+B+C) (VII)		
(I)	(II)	(III)	(IV)	(V)	(VI)	(VII)	(VIII)	(IX)	
(A)	Shareholding of Promoter and Indian								
(a)	Individuals/ Hindu Undivided Family	0	0	0	0.00	0.00	0	0.00	
(b)	Central Government/ State Government(s)	0	0	0	0.00	0.00	0	0.00	
(c)	Bodies Corporate	2	485810	0	8.30	8.30	0	0.00	
(d)	Financial Institutions/ Banks	0	0	0	0.00	0.00	0	0.00	
(e)	Any Others(Specify)	0	0	0	0.00	0.00	0	0.00	
(e-i)	Directors	4	289375	0	4.95	4.95	0	0.00	
(e-ii)	Director Relatives	25	561675	0	9.60	9.60	0	0.00	
(e-iii)	Person Acting in Concern	0	0	0	0.00	0.00	0	0.00	
	Sub Total(A)(I)	31	1336860	0	22.85	22.85	0	0.00	
2	Foreign								
a	Individuals (Non-Residents Individuals/ Foreign Individuals)	0	0	0	0.00	0.00	0	0.00	
b	Bodies Corporate	0	0	0	0.00	0.00	0	0.00	
c	Institutions	0	0	0	0.00	0.00	0	0.00	
d	Qualified Foreign Investor	0	0	0	0.00	0.00	0	0.00	
e	Any Others(Specify)	0	0	0	0.00	0.00	0	0.00	
e-i		0	0	0	0.00	0.00	0	0.00	
e-ii		0	0	0	0.00	0.00	0	0.00	
	Sub Total(A)(2)	0	0	0	0.00	0.00	0	0.00	
	Total Shareholding of Promoter and Promoter Group (A) = (A)(I)+(A)(2)	31	1336860	0	22.85	22.85	0	0.00	



(B) Public shareholding		I		II		III		IV		V		VI		VII		VIII		IX		X	
Institutions		Individuals		Total		Total		Total		Total		Total		Total		Total		Total		Total	
(a)	(b)	(c)	(d)	(e)	(f)	(g)	(h)	(i)	(j)	(k)	(l)	(m)	(n)	(o)	(p)	(q)	(r)	(s)	(t)	(u)	(v)
Mutual Funds/UTI	1	1825	0	0.03	0.03	0	0	0.00	0.00	0	0	0.00	0.00	0	0	0.00	0.00	0	0	0.00	0.00
Financial Institutions/Banks	1	150	0	0.01	0.01	0	0	0.00	0.00	0	0	0.00	0.00	0	0	0.00	0.00	0	0	0.00	0.00
Central Government/State Government(s)																					
Venture Capital Funds	0	0	0	0.00	0.00	0	0	0.00	0.00	0	0	0.00	0.00	0	0	0.00	0.00	0	0	0.00	0.00
Insurance Companies	0	0	0	0.00	0.00	0	0	0.00	0.00	0	0	0.00	0.00	0	0	0.00	0.00	0	0	0.00	0.00
Foreign Institutional Investors	0	0	0	0.00	0.00	0	0	0.00	0.00	0	0	0.00	0.00	0	0	0.00	0.00	0	0	0.00	0.00
Foreign Venture Capital Investors	0	0	0	0.00	0.00	0	0	0.00	0.00	0	0	0.00	0.00	0	0	0.00	0.00	0	0	0.00	0.00
Qualified Foreign Investor	0	0	0	0.00	0.00	0	0	0.00	0.00	0	0	0.00	0.00	0	0	0.00	0.00	0	0	0.00	0.00
Any Other (specify)	0	0	0	0.00	0.00	0	0	0.00	0.00	0	0	0.00	0.00	0	0	0.00	0.00	0	0	0.00	0.00
(i-ii)	0	0	0	0.00	0.00	0	0	0.00	0.00	0	0	0.00	0.00	0	0	0.00	0.00	0	0	0.00	0.00
Sub-Total (B)(I)	2	1975	0	0.04	0.04	0	0	0.00	0.00	0	0	0.00	0.00	0	0	0.00	0.00	0	0	0.00	0.00
B 2 Non-institutions																					
Bodies Corporate	58	34923	1673	0.60	0.60	0	0	0.00	0.00	0	0	0.00	0.00	0	0	0.00	0.00	0	0	0.00	0.00
Individuals	0	0	0	0.00	0.00	0	0	0.00	0.00	0	0	0.00	0.00	0	0	0.00	0.00	0	0	0.00	0.00
Individuals - i. Individual shareholders holding nominal share capital up to Rs 1 lakh	1	13084	4228056	147877	72.26	72.26	0	0.00	0.00	0	0	0.00	0.00	0	0	0.00	0.00	0	0	0.00	0.00
ii. Individual shareholders holding nominal share capital in excess of Rs. 1 lakh.																					
Qualified Foreign Investor	4	60775	33950	1.03	1.04	0	0	0.00	0.00	0	0	0.00	0.00	0	0	0.00	0.00	0	0	0.00	0.00
Any Other (specify)	0	0	0	0.00	0.00	0	0	0.00	0.00	0	0	0.00	0.00	0	0	0.00	0.00	0	0	0.00	0.00
NRI (Repatriated & Non Repatriated)	287	186025	0	3.18	3.18	0	0	0.00	0.00	0	0	0.00	0.00	0	0	0.00	0.00	0	0	0.00	0.00
OCBs	0	0	0	0.00	0.00	0	0	0.00	0.00	0	0	0.00	0.00	0	0	0.00	0.00	0	0	0.00	0.00
Trust	0	0	0	0.00	0.00	0	0	0.00	0.00	0	0	0.00	0.00	0	0	0.00	0.00	0	0	0.00	0.00
Hindu Undivided Family	7	2825	850	0.05	0.05	0	0	0.00	0.00	0	0	0.00	0.00	0	0	0.00	0.00	0	0	0.00	0.00
Employee	0	0	0	0.00	0.00	0	0	0.00	0.00	0	0	0.00	0.00	0	0	0.00	0.00	0	0	0.00	0.00
Clearing Members	3	250	250	0.00	0.00	0	0	0.00	0.00	0	0	0.00	0.00	0	0	0.00	0.00	0	0	0.00	0.00
Sub-Total (B)(2)	13443	4512854	184600	77.12	77.12	0	0	0.00	0.00	0	0	0.00	0.00	0	0	0.00	0.00	0	0	0.00	0.00
Total Public Shareholding (B) = (B)(1)+(B)(2)	13445	4514829	184600	77.15	77.15	0	0	0.00	0.00	0	0	0.00	0.00	0	0	0.00	0.00	0	0	0.00	0.00
TOTAL (A)+(B)	13476	5851689	184600	100.00	100.00	0	0	0.00	0.00	0	0	0.00	0.00	0	0	0.00	0.00	0	0	0.00	0.00
Shares held by Custodians and against which Depository Receipts have been issued																					
Promoter and Promoter Group	1	0	0	0.00	0.00	0	0	0.00	0.00	0	0	0.00	0.00	0	0	0.00	0.00	0	0	0.00	0.00
Public	2	0	0	0.00	0.00	0	0	0.00	0.00	0	0	0.00	0.00	0	0	0.00	0.00	0	0	0.00	0.00
Sub-Total (C)		0.00	0.00	0.00	0.00	0	0	0.00	0.00	0	0	0.00	0.00	0	0	0.00	0.00	0	0	0.00	0.00
GRAND TOTAL (A)+(B)+(C)		13476	5851689	184600	100.00	100.00	0	0.00	0.00	0	0	0.00	0.00	0	0	0.00	0.00	0	0	0.00	0.00



(1)(b) Statement showing holding of securities (including shares, warrants, convertible securities) of persons belonging to the category "Promoter and Promoter Group"

Sr. No.	Name of the shareholder	Details of Shares held			Encumbered shares (*)			Details of warrants			Details of convertible securities		Total shares (including underlying shares assuming full conversion of warrants and convertible securities) as a % of diluted share capital
		Number of shares held	As a % of grand total (A)+(B)+(C)	No.	As a percentage (W)=(V)/(iii)*100	As a % of grand total (A)+(B)+(C) of sub-clause (I)(a)	Number of warrants held	As a % of total number of warrants of the same class	Number of convertible securities held	As a % of total number of convertible securities of the same class			
(i)	(ii)	(iii)	(iv)	(v)	(vi)=(v)/(iii)*100	(vii)	(viii)	(ix)	(x)	(xi)	(xii)		
1	ARVIND FOODS LTD	450660	7.70	0	0.00	0.00		0		0	7.70		
2	NAINABEN PATEL	165000	2.82	0	0.00	0.00		0		0	2.82		
3	DINESHBHAI PATEL	105000	1.79	0	0.00	0.00		0		0	1.79		
4	ARVINDBHAI PATEL	85000	1.45	0	0.00	0.00		0		0	1.45		
5	DINESHBHAI T PATEL (H.U.F)	42000	0.72	0	0.00	0.00		0		0	0.72		
6	SURYAKANT R.PATEL	40500	0.69	0	0.00	0.00		0		0	0.69		
7	ARVINDBHAI C PATEL (H.U.F)	40000	0.68	0	0.00	0.00		0		0	0.68		
8	DAKSHABEN PATEL	36000	0.62	0	0.00	0.00		0		0	0.62		
9	KOMIN ENTERPRISES PVT LTD.	35150	0.60	0	0.00	0.00		0		0	0.60		
10	HARISHBHAI T PATEL	34000	0.58	0	0.00	0.00		0		0	0.58		
11	BHUPENDRA T PATEL	33500	0.57	0	0.00	0.00		0		0	0.57		
12	HANSABEN PATEL	33000	0.56	0	0.00	0.00		0		0	0.56		
13	LABEN PATEL	33000	0.56	0	0.00	0.00		0		0	0.56		
14	SHRI THAKURBHAI PATEL (H.U.F.)	27000	0.46	0	0.00	0.00		0		0	0.46		
15	NAINABEN PATEL	25000	0.43	0	0.00	0.00		0		0	0.43		
16	DINESHBHAI PATEL	19500	0.33	0	0.00	0.00		0		0	0.33		
17	SHAKUNTALABEN PATEL	15000	0.26	0	0.00	0.00		0		0	0.26		
18	NIRUPABEN PATEL	14550	0.25	0	0.00	0.00		0		0	0.25		
19	GAURAV D PATEL	14375	0.25	0	0.00	0.00		0		0	0.25		
20	THAKURBHAI PATEL	14000	0.24	0	0.00	0.00		0		0	0.24		
21	BHUPENDRABHAI T PATEL (H.U.F)	12000	0.21	0	0.00	0.00		0		0	0.21		



22	HARISHBHAI PATEL (HUF)	12000	0.21	0	0.00	0.00	0.00	0	0	0	0	0.21
23	KARAN KUMAR A. PATEL	11000	0.19	0	0.00	0.00	0.00	0	0	0	0	0.19
24	CHANDRAKANT PATEL	7500	0.13	0	0.00	0.00	0.00	0	0	0	0	0.13
25	SURESHBHAI PATEL	7500	0.13	0	0.00	0.00	0.00	0	0	0	0	0.13
26	MEGHNA D. PATEL	5975	0.10	0	0.00	0.00	0.00	0	0	0	0	0.10
27	SAVITRIBEN S. PATEL	5000	0.09	0	0.00	0.00	0.00	0	0	0	0	0.09
28	SURYAKANT R. PATEL	4750	0.08	0	0.00	0.00	0.00	0	0	0	0	0.08
29	MINAL PATEL	4350	0.07	0	0.00	0.00	0.00	0	0	0	0	0.07
30	MINALBEN H. PATEL	4050	0.07	0	0.00	0.00	0.00	0	0	0	0	0.07
31	KAUSAL A PATEL	500	0.01	0	0.00	0.00	0.00	0	0	0	0	0.01
TOTAL		1336860	22.85	0	0.00	0.00	0.00	0	0	0	0	22.85

(*) The term "encumbrance" has the same meaning as assigned to it in regulation 28(3) of the SAST Regulations, 2011




(D)(c)(i) Statement showing holding of securities (including shares, warrants, convertible securities) of persons belonging to the category "Public" and holding more than 1% of the total number of shares

Sr. No.	Name of the shareholder	Number of shares held	Shares as a percentage of total number of shares {i.e., Grand Total (A)+(B)+(C) indicated in Statement at para (D)(a) above}	Details of warrants		Details of convertible securities		Total shares (including underlying shares assuming full conversion of warrants and convertible securities) as a % of diluted share capital
				Number of warrants held	As a % total number of warrants of the same class	Number of convertible securities held	% w.r.t total number of convertible securities of the same class	
1	NIL	0	0	0	0	0	0	0
TOTAL		0	0	0	0	0	0	0




(D)(c)(ii) Statement showing holding of securities (including shares, warrants, convertible securities) of persons (together with PAC) belonging to the category "Public" and holding more than 5% of the total number of shares of the company

Sr. No.	Name(s) of the shareholder(s) and the Persons Acting in Concert (PAC) with them	Number of shares	Shares as a percentage of total number of shares {i.e., Grand Total (A)+(B)+(C) indicated in Statement at para (I)(a) above}	Details of warrants		Details of convertible securities		Total shares (including underlying shares assuming full conversion of warrants and convertible securities) as a % of diluted share capital
				Number of warrants	As a % total number of warrants of the same class	Number of convertible securities held	% w.r.t total number of convertible securities of the same class	
1	NIL	0	0	0	0	0	0	0
TOTAL		0	0	0	0	0	0	0




(D)(d)	Statement showing details of locked-in shares		
Sr. No.	Name of the shareholder	Number of locked-in shares	Locked-in shares as a percentage of total number of shares {i.e., Grand Total (A)+(B)+(C) indicated in Statement at para (D)(a) above}
1	NIL	0	0.00
TOTAL		0	0.00




(II)(a) Statement showing details of Depository Receipts (DRs)

Sr. No.	Type of outstanding DR (ADRs, GDRs, SDRs, etc.)	Number of outstanding DRs	Number of shares underlying outstanding DRs	Shares underlying outstanding DRs as a percentage of total number of shares {i.e., Grand Total (A)+(B)+(C) indicated in Statement at para (I)(a) above}
1	Nil	0	0	0.00
TOTAL		0	0	0.00



(II)(b) Statement showing holding of Depository Receipts (DRs), where underlying shares held by "Promoter/promoter group" are in excess of 1% of the total number of shares

Sr. No.	Name of the DR Holder	Type of outstanding DR (ADRs, GDRs, SDRs, etc.)	Number of shares underlying outstanding DRs	Shares underlying outstanding DRs as a percentage of total number of shares {i.e., Grand Total (A)+(B)+(C) indicated in Statement at para (I)(a) above}
1	NIL		0	0
TOTAL			0	0



For Sagar Soya Products Limited
[Signature]
 Director