

**SAGAR SOYA PRODUCTS LIMITED**

**Introductory sub-table (I)(a)**

<b>Name of the Company: SAGAR SOYA PRODUCTS LIMITED</b>			
<b>Scrip Code, Name of the scrip, class of security: 507663</b>			
<b>Quarter ended: 31st March, 2013</b>			
<b>Partly paid-up shares:-</b>	<b>No. of partly paid-up shares</b>	<b>As a % of total no. of partly paid-up shares</b>	<b>As a % of total no. of shares of the company</b>
Held by promoter/promoter group	NIL	NIL	NIL
Held by public	1335135	100	19.94
<b>Total</b>	<b>1335135</b>	<b>100</b>	<b>19.94</b>
<b>Outstanding convertible securities:-</b>	<b>No. of outstanding securities</b>	<b>As a % of total No. of outstanding convertible securities</b>	<b>As a % of total no. of shares of the company, assuming full conversion of the convertible securities</b>
Held by promoter/promoter group	NIL	NIL	NIL
Held by public	NIL	NIL	NIL
<b>Total</b>	<b>NIL</b>	<b>NIL</b>	<b>NIL</b>
<b>Warrants:-</b>	<b>No. of warrants</b>	<b>As a % of total no. of warrants</b>	<b>As a % of total no. of shares of the company, assuming full conversion of warrants</b>
Held by promoter/promoter group	NIL	NIL	NIL
Held by public	NIL	NIL	NIL
<b>Total</b>	<b>NIL</b>	<b>NIL</b>	<b>NIL</b>
<b>Total paid-up capital of the company assuming full conversion of warrants and convertible securities</b>	<b>5361584 Equity Shares of Rs. 10/- each fully paid-up and 1335135 Equity Shares of Rs. 5/- each partly paid-up aggregating to Rs. 6,02,91,515/-</b>		

for SAGAR SOYA PRODUCTS LIMITED

  
DIRECTOR

**Statement showing Shareholding Pattern for the quarter ended 31st March, 2013**

Table I(a)									
Category code	Category of Shareholder	Number of Shareholders	Total number of shares	Number of shares held in dematerialized form	Total shareholding as a percentage of total number of shares		Shares Pledged or otherwise encumbered		
					As a percentage of (A+B)	As a percentage of (A+B+C)	Number of shares	As a percentage	
<b>(A)</b>	<b>Shareholding of Promoter and Promoter Group</b>								
<b>1</b>	<b>Indian</b>								
(a)	Individuals/ Hindu Undivided Family	0	0	0	0.00	0.00	NIL	NIL	
(b)	Central Government/ State Government(s)	0	0	0	0.00	0.00	NIL	NIL	
(c)	Bodies Corporate	2	485810	0	7.25	7.25	NIL	NIL	
(d)	Financial Institutions/ Banks	0	0	0	0.00	0.00	NIL	NIL	
(e)	Any Others(Specify)								
(e-i)	Director	4	289375	0	4.32	4.32	NIL	NIL	
(e-ii)	Directors Relative	25	562125	0	8.39	8.39	NIL	NIL	
(e-iii)	Person Acting in Concert	0	0	0	0.00	0.00	NIL	NIL	
	<b>Sub Total(A)(1)</b>	<b>31</b>	<b>1337310</b>	<b>0</b>	<b>19.97</b>	<b>19.97</b>	<b>NIL</b>	<b>NIL</b>	
<b>2</b>	<b>Foreign</b>								
<b>a</b>	<b>Individuals (Non-Residents Individuals/ Foreign Individuals)</b>	<b>0</b>	<b>0</b>	<b>0</b>	<b>0.00</b>	<b>0.00</b>	<b>NIL</b>	<b>NIL</b>	
<b>b</b>	<b>Bodies Corporate</b>	<b>0</b>	<b>0</b>	<b>0</b>	<b>0.00</b>	<b>0.00</b>	<b>NIL</b>	<b>NIL</b>	
<b>c</b>	<b>Institutions</b>	<b>0</b>	<b>0</b>	<b>0</b>	<b>0.00</b>	<b>0.00</b>	<b>NIL</b>	<b>NIL</b>	
<b>d</b>	<b>Qualified Foreign Investor</b>	<b>0</b>	<b>0</b>	<b>0</b>	<b>0.00</b>	<b>0.00</b>	<b>NIL</b>	<b>NIL</b>	
<b>e</b>	<b>Any Others(Specify)</b>	<b>0</b>	<b>0</b>	<b>0</b>	<b>0.00</b>	<b>0.00</b>	<b>NIL</b>	<b>NIL</b>	
	<b>Sub Total(A)(2)</b>	<b>0</b>	<b>0</b>	<b>0</b>	<b>0.00</b>	<b>0.00</b>	<b>NIL</b>	<b>NIL</b>	
	<b>Total Shareholding of Promoter and Promoter Group (A)= (A)(1)+(A)(2)</b>	<b>31</b>	<b>1337310</b>	<b>0</b>	<b>19.97</b>	<b>19.97</b>	<b>NIL</b>	<b>NIL</b>	
<b>(B)</b>	<b>Public shareholding</b>								
<b>1</b>	<b>Institutions</b>								
(a)	Mutual Funds/ UTI	1	1825	0	0.03	0.03	NIL	NIL	
(b)	Financial Institutions / Banks	1	500	0	0.01	0.01	NIL	NIL	
(c)	Central Government/ State Government(s)	0	0	0	0.00	0.00	NIL	NIL	

(d)	Venture Capital Funds	0	0	0	0	0.00	0.00	0.00	NIL	NIL
(e)	Insurance Companies	0	0	0	0	0.00	0.00	0.00	NIL	NIL
(f)	Foreign Institutional Investors	0	0	0	0	0.00	0.00	0.00	NIL	NIL
(g)	Foreign Venture Capital Investors	0	0	0	0	0.00	0.00	0.00	NIL	NIL
(h)	Qualified Foreign Investor	0	0	0	0	0.00	0.00	0.00	NIL	NIL
(e)	Any Other (specify)	0	0	0	0	0.00	0.00	0.00	NIL	NIL
	<b>Sub-Total (B)(1)</b>	<b>2</b>	<b>2325</b>	<b>0</b>	<b>0</b>	<b>0.03</b>	<b>0.03</b>	<b>0.03</b>	<b>NIL</b>	<b>NIL</b>
<b>B 2</b>	<b>Non-institutions</b>									
(a)	Bodies Corporate	54	40825	100	0	0.61	0.61	0.61	NIL	NIL
(b)	Individuals									
I	Individuals - i. Individual shareholders holding nominal share capital up to Rs 1 lakh	13900	5045359	7250	0	75.34	75.34	75.34	NIL	NIL
II	Individuals - ii. Individual shareholders holding nominal share capital in excess of Rs. 1 lakh.	2	41600	0	0	0.62	0.62	0.62	NIL	NIL
(c)	Qualified Foreign Investor	0	0	0	0	0.00	0.00	0.00	NIL	NIL
(d)	Any Other (specify)									
(d-i)	NRI Individuals (Repat & Non-Repat)	293	226675	0	0	3.38	3.38	3.38	NIL	NIL
(d-ii)	Hindu Undivided Family	6	2625	0	0	0.04	0.04	0.04	NIL	NIL
	<b>Sub-Total (B)(2)</b>	<b>14255</b>	<b>5357084</b>	<b>7350</b>	<b>0</b>	<b>80.00</b>	<b>80.00</b>	<b>80.00</b>	<b>NIL</b>	<b>NIL</b>
(B)	<b>Total Public Shareholding (B) = (B)(1)+(B)(2)</b>	<b>14257</b>	<b>5359409</b>	<b>7350</b>	<b>0</b>	<b>80.03</b>	<b>80.03</b>	<b>80.03</b>	<b>NIL</b>	<b>NIL</b>
	<b>TOTAL (A)+(B)</b>	<b>14288</b>	<b>6696719</b>	<b>7350</b>	<b>0</b>	<b>100.00</b>	<b>100.00</b>	<b>100.00</b>	<b>NIL</b>	<b>NIL</b>
(C)	Shares held by Custodians and against which Depository Receipts have been issued									
(1)	Promoter and Promoter Group	0	0	0	0	0	0	0	NIL	NIL
(2)	Public	0	0	0	0	0	0	0	NIL	NIL
	<b>GRAND TOTAL (A)+(B)+(C)</b>	<b>14288</b>	<b>6696719</b>	<b>7350</b>	<b>0</b>	<b>100</b>	<b>100</b>	<b>100</b>	<b>NIL</b>	<b>NIL</b>

for SAGAR SOYA PRODUCTS LIMITED

*Anil D. Singh*

DIRECTOR



25	CHANDRAKANT PATEL	7500	0.11	0	0	0	0	0	0	0	0	0	0	0	0	0	0	0	0	0.11	
26	SURESHBHAI PATEL	7500	0.11	0	0	0	0	0	0	0	0	0	0	0	0	0	0	0	0	0.11	
27	SAVITRIBEN S. PATEL	5000	0.07	0	0	0	0	0	0	0	0	0	0	0	0	0	0	0	0	0.07	
28	SURYAKANT R. PATEL	4750	0.07	0	0	0	0	0	0	0	0	0	0	0	0	0	0	0	0	0.07	
29	MINAL PATEL	4350	0.06	0	0	0	0	0	0	0	0	0	0	0	0	0	0	0	0	0.06	
30	MINALBEN H. PATEL	4050	0.06	0	0	0	0	0	0	0	0	0	0	0	0	0	0	0	0	0.06	
31	KAUSAL A PATEL	500	0.00	0	0	0	0	0	0	0	0	0	0	0	0	0	0	0	0	0.00	
<b>Total</b>		1337310	19.97	0	0	0	0.00	0	0	0	0	0	0	0	0	0	0	0	0	0	19.97

for SAGAR SOYA PRODUCTS LIMITED



DIRECTOR


SAGAR SOYA PRODUCTS LIMITED

Statement showing Shareholding of persons belonging to the category "Public" and holding more than 1% of the total number of shares

(B)(c)(i)

Sr. No.	Name of the shareholder	Number of shares held	Shares as a percentage of total number of shares [i.e., Grand Total (A)+(B)+(C) indicated in Statement at para (I)(a) above}	Details of warrants		Details of convertible securities		Total shares (including underlying shares assuming full conversion of warrants and convertible securities)
				Number of warrants held	As a % total number of warrants of the same class	Number of convertible securities held	% w.r.t total number of convertible securities of the same class	
1	NIL	0	0	0	0	0	0	0
	Total	0	0	0	0	0	0	0

for SAGAR SOYA PRODUCTS LIMITED

  
Director

**SAGAR SOYA PRODUCTS LIMITED**

(I)(c)(ii) Statement showing holding of securities (including shares, warrants, convertible securities) of persons (together with PAC) belonging to the category "Public" and holding more than 5% of the total number of shares of the company

Sr. No.	Name(s) of the shareholder(s) and the Persons Acting in Concert (PAC) with them	Number of shares	Shares as a percentage of total number of shares (i.e., Grand Total (A)+(B)+(C) indicated in Statement at para (11)(a))	Details of warrants		Details of convertible securities		Total shares (including underlying shares assuming full conversion of warrants and convertible securities) as a% of diluted share capital
				Number of warrants	As a % total number of warrants of the same class	Number of convertible securities held	% w.r.t total number of convertible securities of the same class	
1	NIL	0	0	0	0	0	0	0
<b>Total</b>		<b>0</b>	<b>0</b>	<b>0</b>	<b>0</b>	<b>0</b>	<b>0</b>	<b>0</b>

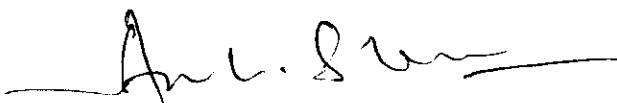
for SAGAR SOYA PRODUCTS LIMITED



Director

**SAGAR SOYA PRODUCTS LIMITED****(I)(d)****Statement showing details of locked-in shares**

Sr. No.	Name of the shareholder	Number of locked-in shares	Locked-in shares as a percentage of total number of shares [i.e., Grand Total (A)+(B)+(C) indicated in Statement at para (I)(a) above]
1	ARVIND FOODS LTD	450660	6.72
2	NAINABEN PATEL	165000	2.46
3	DINESHBHAI PATEL	105000	1.56
4	DINESHBHAI PATEL (H U F)	42000	0.62
5	ARVINDBHAI PATEL	85000	1.26
6	SURYAKANT R.PATEL	40500	0.60
7	ARVINDBHAI C PATEL (H U F)	40000	0.59
8	DAKSHABEN PATEL	36000	0.53
9	KOMIN ENTERPRISES PVT.LTD.	35150	0.52
10	HARISHBHAI T PATEL	34000	0.50
11	BHUPENDRA T PATEL	33500	0.50
12	HANSABEN PATEL	33000	0.49
13	ILABEN PATEL	33000	0.49
14	SHRI THAKURBHAI PATEL (H.U.F.)	27000	0.40
15	NAINABEN PATEL	25000	0.37
16	DINESHBHAI PATEL	19500	0.29
17	NIRUPABEN PATEL	15000	0.22
18	SHAKUNTALABEN PATEL	15000	0.22
19	GAURAV D PATEL	14375	0.21
20	THAKURBHAI PATEL	14000	0.20
21	BHUPENDRABHAI T PATEL (H U F)	12000	0.17
22	HARISHBHAI PATEL (H U F)	12000	0.17
23	KARAN KUMAR A. PATEL	11000	0.16
24	MEGHNA D. PATEL	5975	0.08
25	CHANDRAKANT PATEL	7500	0.11
26	SURESHBHAI PATEL	7500	0.11
27	SAVITRIBEN S. PATEL	5000	0.07
28	SURYAKANT R. PATEL	4750	0.07
29	MINAL PATEL	4350	0.06
30	MINALBEN H. PATEL	4050	0.06
31	KAUSAL A PATEL	500	0.00
<b>Total</b>		<b>1337310</b>	<b>19.97</b>

**for SAGAR SOYA PRODUCTS LIMITED****Director**



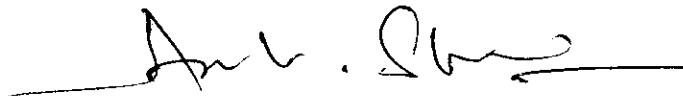
**SAGAR SOYA PRODUCTS LIMITED**

(II)(a)

**Statement showing details of Depository Receipts (DRs)**

Sr. No.	Type of outstanding DR (ADRs, GDRs, SDRs, etc.)	Number of outstanding DRs	Number of shares underlying outstanding DRs	Shares underlying outstanding DRs as a percentage of total number of shares [i.e., Grand Total (A)+(B)+(C) indicated in Statement at para (I)(a) above]
1	N.A.	N.A.	N.A.	N.A.
	<b>TOTAL</b>	<b>N.A.</b>	<b>N.A.</b>	<b>N.A.</b>

for SAGAR SOYA PRODUCTS LIMITED




Director

**SAGAR SOYA PRODUCTS LIMITED**

(II)(b) **Statement showing holding of Depository Receipts (DRs), where underlying shares held by 'promoter/promoter group' are in excess of 1% of the total number of shares**

Sr. No.	Name of the DR Holder Type of outstanding DR (ADRs, GDRs, SDRs, etc.)	No. of shares underlying outstanding DRs	Shares underlying outstanding DRs as a percentage of total number of shares [i.e., Grand Total (A)+(B)+(C) indicated in Statement at para (I)(a) above]
1	NIL	NIL	NIL
<b>TOTAL</b>	<b>NIL</b>	<b>NIL</b>	<b>NIL</b>

for SAGAR SOYA PRODUCTS LIMITED



Director