

SAGAR SOYA PRODUCTS LIMITED

C.J. Complex, Mahatma Gandhi Road, Sagar, Madhya Pradesh 470002


PART I

Statement of Audited Financial Results for the Year Ended 31.03.2013


(Rs. In Lakhs)

Particulars	Quarter ended 31.03.2013	Quarter ended 31.03.2012	Quarter ended 31.12.2012	Year ended 31.03.2013	Year ended 31.03.2012
	(Unaudited)	(Unaudited)	(Unaudited)	(Audited)	(Audited)
1 Income from operations					
(a) Net sales/income from operations (Net of excise duty)	0.00	0.00	0.00	0.00	0.00
(b) Other operating income	32.05	0.65	11.49	48.22	5.19
Total income from operations (net)	32.05	0.65	11.49	48.22	5.19
2 Expenses					
(a) Cost of materials consumed	0.00	0.00	0.00	0.00	0.00
(b) Purchases of stock-in-trade	0.00	0.00	0.00	0.00	0.00
(c) Changes in inventories of finished goods, work-in-progress and stock-in-trade	0.00	0.00	0.00	0.00	0.00
(d) Employee benefits expense	1.00	0.12	1.61	3.60	0.22
(e) Depreciation and amortisation expense	18.54	0.00	0.00	18.54	0.00
(f) Other expenses (Any item exceeding 10% of the total expenses relating to continuing operations to be shown separately)	19.89	4.99	13.56	35.32	10.41
Total expenses	39.43	5.11	15.17	57.46	10.63
3 Profit / (Loss) from operations before other income, finance costs and exceptional items(1-2)	-7.38	-4.46	-3.68	-9.24	-5.44
4 Other Income	0.00	0.00	0.00	0.00	0.00
5 Profit / (Loss) from ordinary activities before finance costs and exceptional items (3 ± 4)	-7.38	-4.46	-3.68	-9.24	-5.44

For Sagar Soya Products Limited

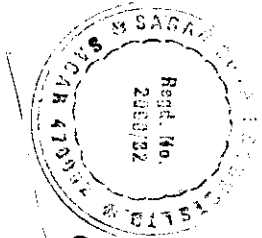


6	Finance costs	0.00	0.00	0.00	0.00	0.00	0.00
7	Profit / (Loss) from ordinary activities after finance costs but before exceptional items (5 ± 6)	-7.38	-4.46	-3.68	-9.24	-5.44	
8	Exceptional Items	0.00	0.00	0.00	0.00	0.00	
9	Profit / (Loss) from ordinary activities before tax (7 ± 8)	-7.38	-4.46	-3.68	-9.24	-5.44	
10	Tax Expense	0.00	0.00	0.00	0.00	0.00	
11	Net Profit / (Loss) from ordinary activities after tax (9 ± 10)	-7.38	-4.46	-3.68	-9.24	-5.44	
12	Extraordinary items (net of tax expense Rs. Lakhs)	0.00	0.00	0.00	0.00	0.00	
13	Net Profit / (Loss) for the period (11 ± 12)	-7.38	-4.46	-3.68	-9.24	-5.44	
14	Share of Profit/ (loss) of associates*	0.00	0.00	0.00	0.00	0.00	
15	Minority Interest*	0.00	0.00	0.00	0.00	0.00	
16	Net Profit / (Loss) after taxes, Minority interest and share of profit / (loss) of associates (13 ± 14 ± 15) *	-7.38	-4.46	-3.68	-9.24	-5.44	
17	Paid-up equity share capital (Face Value of the share shall be indicated)	602.92 10/-	602.92 10/-	602.92 10/-	602.92 10/-	602.92 10/-	602.92 10/-
18	Reserve excluding Revaluation Reserves as per balance sheet of previous accounting year				-627.51	-619.47	
19.	Earning per share (before extraordinary items)						



(of Re. 10/-each) (not annualised)						
19.ii Earning per share (after extraordinary items) (of Re.10/-each) (not annualised)	(a) Basic	-0.11	-0.07	-0.05	-0.14	-0.08
	(b) Diluted	-0.11	-0.07	-0.05	-0.14	-0.08
	(a) Basic	-0.11	-0.07	-0.05	-0.14	-0.08
	(b) Diluted	-0.11	-0.07	-0.05	-0.14	-0.08

See accompanying notes to the financial results



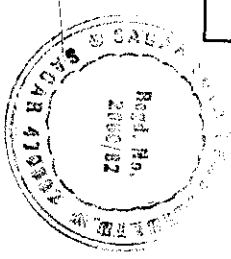
[Handwritten Signature]

PART II

Statement of Audited Results for the Year Ended 31.03.2013


Particulars	Quarter ended 31.03.2013	Quarter ended 31.03.2012	Quarter ended 31.12.2012	Year ended 31.03.2013	Year ended 31.03.2012
	(Unaudited)	(Unaudited)	(Unaudited)	(Audited)	(Audited)
A PARTICULARS OF SHAREHOLDING					
1 Public shareholding					
- Number of shares	5,298,519	5,298,519	5,298,519	5,298,519	5,298,519
- Percentage of shareholding	79.12%	79.12%	79.12%	79.12%	79.12%
2 Promoter and Promoter Group Shareholding **					
a) Pledged / Encumbered					
- Number of shares	Nil	Nil	Nil	Nil	Nil
- Percentage of shares (as a % of the total shareholding of promoter and promoter group)	Nil	Nil	Nil	Nil	Nil
- Percentage of shares (as a % of the total share capital of the company)	Nil	Nil	Nil	Nil	Nil
b) Non - encumbered					
- Number of shares	1,398,200	1,398,200	1,398,200	1,398,200	1,398,200
- Percentage of shares (as a % of the total shareholding of promoter and promoter group)	100%	100%	100%	100%	100%
- Percentage of shares (as a % of the total share capital of the company)	20.88%	20.88%	20.88%	20.88%	20.88%

[Handwritten Signature]



Particulars	Quarter ended 31.03.2013
B INVESTOR COMPLAINTS	
Pending at the beginning of the quarter	3
Received during the quarter	4
Disposed of during the quarter	4
Remaining unresolved at the end of the quarter	3

Statement of Assets and Liabilities		Amount in Rs.	
		As at 31.03.2013	As at 31.03.2012
A	EQUITY AND LIABILITIES		
1	Shareholders' funds		
	(a) Share capital	60291515	60291515
	(b) Reserves and surplus	-62871411	-61947491
	(c) Money received against share warrants	0	0
	Sub-total - Shareholders' funds	-2579896	-1655976
2	Share application money pending allotment		0
3	Minority interest *	0	0
4	Non-current liabilities		
	(a) Long-term borrowings	53938353	53938353
	(b) Deferred tax liabilities (net)	0	0
	(c) Other long-term liabilities	0	0
	(d) Long-term provisions	0	0
	Sub-total - Non-current liabilities	53938353	53938353
5	Current liabilities		
	(a) Short-term borrowings	0	0
	(b) Trade Payables	0	0
	(c) Other current liabilities	7956305	2969434
	(d) Short-term provisions	0	0
	Sub-total - current liabilities	7956305	2969434
	TOTAL - EQUITY AND LIABILITIES	59314762	55251811



[Handwritten signature]


B ASSETS			
1 Non-current assets			
(a)	Fixed assets	26352644	27748041
(b)	Goodwill on consolidation *	0	0
(c)	Non-current investments	5940597	3044128
(d)	Deferred tax assets (net)	0	0
(e)	Long-term loans and advances	1010000	1010000
(f)	Other non-current assets	0	0
	Sub-total - Non-current Assets	33303241	31802169
2 Current assets			
(a)	Current Investments	0	0
(b)	Inventories	4765577	4765577
(c)	Trade receivables	15397518	15397518
(d)	Cash and cash equivalents	1981832	1426441
(e)	Short-term loans and advances	3335837	1777757
(f)	Other current assets	530757	82349
	Sub-total - Current Assets	26011521	23449642
	TOTAL - ASSETS	59314762	55251811

* Applicable in the case of consolidated statement of assets and liabilities.

Notes

- 1) The above results for the quarter and year ended 31.03.2013 have been reviewed by the Audit Committee and approved by the Board of Directors at their meeting held on 30th May, 2013.
- 2) The Statement of Assets and Liabilities for the year ended 31st March 2013 has been reviewed by the Audit Committee and approved by the Board of Directors at their meeting held on 30th May, 2013.
- 3) Figures for previous year/period have been regrouped/ rearranged wherever considered necessary, to conform to your current transaction.
- 4) The entire operations of the Company relate to only one segment hence reporting as defined in AS 17 is not applicable

Date:- 30th May 2013
Place:- Sagar



For SAGAR SOYA PRODUCTS LIMITED
 Regd. No. 2668182
Arun Kumar Sharma
 Director