


Name of the Company: SAGAR SOYA PRODUCTS LIMITED			
Scrip Code, Name of the scrip, class of security: 507663			
Quarter ended: 31st March, 2012			
Partly paid-up shares:-	No. of partly paid-up shares	As a % of total no. of partly paid-up shares	As a % of total no. of shares of the company
Held by promoter/promoters group	<i>NIL</i>	<i>NIL</i>	<i>NIL</i>
Held by public	<i>NIL</i>	<i>NIL</i>	<i>NIL</i>
Total	<i>NIL</i>	<i>NIL</i>	<i>NIL</i>
Outstanding convertible securities:-	No. of outstanding securities	As a % of total No. of outstanding convertible securities	As a % of total no. of shares of the company, assuming full conversion of the convertible securities
Held by promoter/promoter group	<i>NIL</i>	<i>NIL</i>	<i>NIL</i>
Held by public	<i>NIL</i>	<i>NIL</i>	<i>NIL</i>
Total	<i>NIL</i>	<i>NIL</i>	<i>NIL</i>
Warrants:-	No. of warrants	As a % of total no. of warrants	As a % of total no. of shares of the company, assuming full conversion of warrants
Held by promoter/ promoter group	<i>NIL</i>	<i>NIL</i>	<i>NIL</i>
Held by public	<i>NIL</i>	<i>NIL</i>	<i>NIL</i>
Total	<i>NIL</i>	<i>NIL</i>	<i>NIL</i>
Total paid-up capital of the company assuming full conversion of warrants and convertible securities			



SAGAR SOYA PRODUCTS LIMITED


[Handwritten Signature]

Director

Statement showing Shareholding Pattern for the quarter ended 31st March, 2012

Category code	Category of Shareholder	Number of Shareholders	Total number of shares	Number of shares held in dematerialized form	Total shareholding as a percentage of total number of shares		Shares Pledged or otherwise encumbered	
					As a percentage of(A+B)	As a percentage of (A+B+C)	Number of shares	As a percentage
(A)	Shareholding of Promoter and Promoter Group							
1	Indian							
(a)	Individuals/ Hindu Undivided Family	0.00	0.00	0.00	0.00	0.00	NIL	NIL
(b)	Central Government/ State Government(s)	0.00	0.00	0.00	0.00	0.00	NIL	NIL
(c)	Bodies Corporate	2.00	499760.00	0.00	7.46	7.46	NIL	NIL
(d)	Financial Institutions/ Banks	0.00	0.00	0.00	0.00	0.00	NIL	NIL
(e)	Any Others(Specify)							
(e-i)	Director	4.00	260650.00	0.00	3.89	3.89	NIL	NIL
(e-ii)	Directors Relative	26.00	637790.00	0.00	9.52	9.52	NIL	NIL
(e-iii)	Person Acting in Concert	0.00	0.00	0.00	0.00	0.00	NIL	NIL
	Sub Total(A)(1)	32	1398200	0	20.88	20.88	NIL	NIL
2	Foreign							
a	Individuals (Non-Residents Individuals/ Foreign Individuals)	0.00	0.00	0.00	0.00	0.00	NIL	NIL
b	Bodies Corporate	0.00	0.00	0.00	0.00	0.00	NIL	NIL
c	Institutions	0.00	0.00	0.00	0.00	0.00	NIL	NIL
d	Any Others(Specify)	0.00	0.00	0.00	0.00	0.00	NIL	NIL
	Sub Total(A)(2)	0.00	0.00	0.00	0.00	0.00	NIL	NIL
	Total Shareholding of Promoter and Promoter Group (A)= (A)(1)+(A)(2)	32	1398200	0	21	21	NIL	NIL
(B)	Public shareholding							
1	Institutions							
(a)	Mutual Funds/ UTI	1	1775	0	0.03	0.03	NIL	NIL
(b)	Financial Institutions / Banks	1	500	0	0.01	0.01	NIL	NIL
(c)	Central Government/ State Government(s)	0	0	0	0.00	0.00	NIL	NIL
(d)	Venture Capital Funds	0	0	0	0.00	0.00	NIL	NIL
(e)	Insurance Companies	0	0	0	0.00	0.00	NIL	NIL
(f)	Foreign Institutional Investors	0	0	0	0.00	0.00	NIL	NIL
(g)	Foreign Venture Capital Investors	0	0	0	0.00	0.00	NIL	NIL
(h)	Any Other (specify)	0	0	0	0.00	0.00	NIL	NIL
	Sub-Total (B)(1)	2	2275	0	0.04	0.04	NIL	NIL
B 2	Non-institutions							
(a)	Bodies Corporate	58	63650	0	0.95	0.95	NIL	NIL

(b)	Individuals							
I	Individuals -i. Individual shareholders holding nominal share capital up to Rs 1 lakh	13785	4942794	0	73.81	73.81	NIL	NIL
II	ii. Individual shareholders holding nominal share capital in excess of Rs. 1 lakh.	4	73975	0	1.10	1.10	NIL	NIL
(c)	Any Other (specify)							
(c-i)	NRI Individuals (Non Rep)	276	213200	0	3.18	3.18	NIL	NIL
(c-ii)	Hindu Undivided Family	6	2625	0	0.04	0.04	NIL	NIL
(c-iii)	Employee	0	0	0	0.00	0.00	NIL	NIL
(c-iv)	Clearing Members	0	0	0	0.00	0.00	NIL	NIL
	Sub-Total (B)(2)	14129	5296244	0	79.09	79.09	NIL	NIL
(B)	Total Public Shareholding (B)= (B)(1)+(B)(2)	14131	5298519	0	79.12	79.12	NIL	NIL
	TOTAL (A)+(B)	14163	6696719	0	100.00	100.00	NIL	NIL
(C)	Shares held by Custodians and against which Depository Receipts have been issued	0	0	0	0	0	NIL	NIL
(1)	Promoter and Promoter Group	0	0	0	0	0	NIL	NIL
(2)	Public	0	0	0	0	0	NIL	NIL
	GRAND TOTAL (A)+(B)+(C)	14163	6696719	0	100	100	NIL	NIL




for SAGAR SOYA PRODUCTS LIMITED

Regd. No.
2060/82

Director

26	CHANDRAKANT PATEL	7500	0.111995	0	0	0	0	0	0	0	0	0	0	0	0	0	0	0	0	0.111995143
27	SURESHBHAI PATEL	7500	0.111995	0	0	0	0	0	0	0	0	0	0	0	0	0	0	0	0	0.111995143
28	SAVITRIBEN S. PATEL	5000	0.074663	0	0	0	0	0	0	0	0	0	0	0	0	0	0	0	0	0.074663428
29	SURYAKANT R. PATEL	4750	0.07093	0	0	0	0	0	0	0	0	0	0	0	0	0	0	0	0	0.070930257
30	MINAL PATEL	4350	0.064957	0	0	0	0	0	0	0	0	0	0	0	0	0	0	0	0	0.064957183
31	MINALBEN H. PATEL	4050	0.060477	0	0	0	0	0	0	0	0	0	0	0	0	0	0	0	0	0.060477377
32	MINAL PATEL	2600	0.038825	0	0	0	0	0	0	0	0	0	0	0	0	0	0	0	0	0.038824983
Total		1398200	20.88	0	0	0	0	0	0	0	0	0	0	0	0	0	0	0	0	20.88




Statement showing Shareholding of persons belonging to the category "Public" and holding more than 1% of the total number of shares

(I)(c)

Sr. No.	Name of the shareholder	Number of shares held	Shares as a percentage of total number of shares {i.e., Grand Total (A)+(B)+(C) indicated in Statement at para (I)(a) above}	Details of warrants		Details of convertible securities		Total shares (including underlying shares assuming full conversion of warrants and convertible securities)
				Number of warrants held	As a % total number of warrants of the same class	Number of convertible securities held	% w.r.t total number of convertible securities of the same class	
1	NIL	0	0	0	0	0	0	0
Total		0	0	0	0	0	0	0

SAGAR SOYA PRODUCTS LIMITED




(Handwritten Signature)

(i)(c)(ii) Statement showing holding of securities (including shares, warrants, convertible securities) of persons (together with PAC) belonging to the category "Public" and holding more than 5% of the total number of shares of the company

Sr. No.	Name(s) of the shareholder(s) and the Persons Acting in Concert (PAC) with them	Number of shares	Shares as a percentage of total number of shares (i.e., Grand Total (A)+(B)+(C) indicated in Statement at para (i)(a) above)		Details of warrants		Details of convertible securities		Total shares (including underlying shares assuming full conversion of warrants and convertible securities) as a% of diluted share capital
			Number of warrants	As a % total number of warrants of the same class	Number of convertible securities held	% w.r.t total number of convertible securities of the same class			
1	NIL	0	0	0	0	0	0	0	0
Total		0	0	0	0	0	0	0	0

for SAGAR SOYA PRODUCTS LIMITED



Statement showing details of locked-in shares			
Sr. No.	Name of the shareholder	Number of locked-in shares	Locked-in shares as a percentage of total number of shares {i.e., Grand Total (A)+(B)+(C) indicated in Statement at para (I)(a) above}
1	NIL	NIL	NIL
TOTAL	NIL	NIL	NIL




SAGAR SOYA PRODUCTS LIMITED

[Handwritten Signature]

Statement showing details of Depository Receipts (DRs)

Sr. No.	Type of outstanding DR (ADRs, GDRs, SDRs, etc.)	Number of outstanding DRs	Number of shares underlying outstanding DRs	Shares underlying outstanding DRs as a percentage of total number of shares {i.e., Grand Total (A)+(B)+(C) indicated in Statement at para (I)(a) above}
1	N.A.	N.A.	N.A.	N.A.
TOTAL		N.A.	N.A.	N.A.




for SAGAR SOYA PRODUCTS LIMITED

Regd. No.
2068/02

Director

Statement showing holding of Depository Receipts (DRs), where underlying shares held by 'promoter/promoter group' are in excess of 1% of the total number of shares

Sr. No.	Name of the DR Holder Type of outstanding DR (ADRs, GDRs, SDRs, etc.)	No. of shares underlying outstanding DRs	Shares underlying outstanding DRs as a percentage of total number of shares (i.e., Grand Total (A)+(B)+(C) indicated in Statement at para (I)(a) above)
1	NIL	NIL	NIL
TOTAL	NIL	NIL	NIL

for SAGAR SOYA PRODUCTS LIMITED
 Regd. No. 2038/02

 Director

