


Introductory sub-table (I)(a)

Name of the Company: SAGAR SOYA PRODUCTS LIMITED			
Scrip Code, Name of the scrip, class of security: 506773			
Quarter ended: 31st December, 2013			
Partly paid-up shares:-	No. of partly paid-up shares	As a % of total no. of partly paid-up shares	As a % of total no. of shares of the company
Held by promoter/promoter group			
Held by public			
Total - D	NIL	NIL	NIL
Outstanding convertible securities:- No. of outstanding securities			
Held by promoter/promoter group		As a % of total no. of outstanding convertible securities	As a % of total no. of shares of the company, assuming full conversion of the convertible securities
Held by public			
Total - E	NIL	NIL	NIL
Warrants:-			
	No. of warrants	As a % of total no. of warrants	As a % of total no. of shares of the company, assuming full conversion of warrants
Held by promoter/promoter group			
Held by public			
Total - F	NIL	NIL	NIL
Total paid-up capital of the company, assuming full conversion of warrants and convertible securities			


Rs. 6,69,67,190/- (6696719 Equity shares of Rs 10/-Each)



[Handwritten Signature]

Statement Showing Shareholding Pattern


Category of Shareholder	Table (I)(a)					Total shareholding as a percentage of total number of shares		Shares Pledged or otherwise encumbered	
	Number of Shares	Total number of shares	Number of shares held in dematerialized form	As a percentage of (A+B) ¹	As a percentage of (A+B+C)	Number of shares	As a percentage (IX) = (VIII)/(VII)*100		
Category code	(I)	(II)	(III)	(IV)	(V)	(VI)	(VII)	(VIII)	(IX)
(A) Shareholding of Promoter and Indian									
(a) Individuals/ Hindu Undivided Family			0	0	0	0.00	0.00	0	0.00
(b) Central Government/ State Government(s)			0	0	0	0.00	0.00	0	0.00
(c) Bodies Corporate			2	485810	0	7.25	7.25	0	0.00
(d) Financial Institutions/ Banks			0	0	0	0.00	0.00	0	0.00
(e) Any Others(Specify)			0	0	0	0.00	0.00	0	0.00
(e-i) Directors			4	289375	0	4.32	4.32	0	0.00
(e-ii) Director Relatives			25	561675	0	8.39	8.39	0	0.00
(e-iii) Person Acting in Concern			0	0	0	0.00	0.00	0	0.00
Sub Total(A)(1)			31	1336860	0	19.96	19.96	0	0.00
2 Foreign									
a Individuals (Non-Residents Individuals/ Foreign Individuals)			0	0	0	0.00	0.00	0	0.00
b Bodies Corporate			0	0	0	0.00	0.00	0	0.00
c Institutions			0	0	0	0.00	0.00	0	0.00
d Qualified Foreign Investor			0	0	0	0.00	0.00	0	0.00
e Any Others(Specify)			0	0	0	0.00	0.00	0	0.00
e-i			0	0	0	0.00	0.00	0	0.00
e-ii			0	0	0	0.00	0.00	0	0.00
Sub Total(A)(2)			0	0	0	0.00	0.00	0	0.00
Total Shareholding of Promoter and			31	1336860	0	19.96	19.96	0	0.00



v. q. n.

(D)(c)(i) Statement showing holding of securities (including shares, warrants, convertible securities) of persons belonging to the category "Public" and holding more than 1% of the total number of shares


Sr. No.	Name of the shareholder	Number of shares held	Shares as a percentage of total number of shares i.e., Grand Total (A)+(B)+(C) indicated in Statement at para (I)(a) above}	Details of warrants		Details of convertible securities		Total shares (including underlying shares assuming full conversion of warrants and convertible securities) as a % of diluted share capital
				Number of warrants held	As a % of total number of warrants of the same class	Number of convertible securities held	% w.r.t total number of convertible securities of the same class	
1	NIL	0	0	0	0	0	0	0
TOTAL		0	0	0	0	0	0	0



[Handwritten Signature]

(1)(c)(ii) Statement showing holding of securities (including shares, warrants, convertible securities) of persons (together with PAC) belonging to the category "Public" and holding more than 5% of the total number of shares of the company

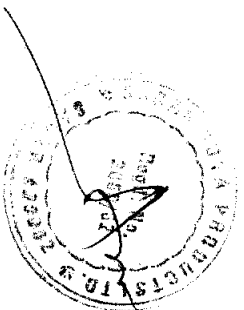
Sr. No.	Name(s) of the shareholder(s) and the Persons Acting in Concert (PAC) with them	Number of shares	Shares as a percentage of total number of shares i.e., Grand Total (A)+(B)+(C) indicated in Statement at para (1)(a) above;	Details of warrants		Details of convertible securities		Total shares (including underlying shares assuming full conversion of warrants and convertible securities) as a % of diluted share capital
				Number of warrants	As a % total number of warrants of the same class	Number of convertible securities held	% w.r.t total number of convertible securities of the same class	
1	NIL	0	0	0	0	0	0	0
TOTAL		0	0	0	0	0	0	0



[Handwritten Signature]


(II)(a) Statement showing details of Depository Receipts (DRs)

Sr. No.	Type of outstanding DR (ADRs, GDRs, SDRs, etc.)	Number of outstanding DRs	Number of shares underlying outstanding DRs	Shares underlying outstanding DRs as a percentage of total number of shares {i.e., Grand Total (A)+(B)+(C) indicated in Statement at para (I)(a) above}
1	Nil	0	0	0.00
TOTAL		0	0	0.00



(II)(b) Statement showing holding of Depository Receipts (DRs), where underlying shares held by "promoter/promoter group" are in excess of 1% of the total number of shares

Sr. No.	Name of the DR Holder	Type of outstanding DR (ADRs, GDRs, SDRs, etc.)	Number of shares underlying outstanding DRs	Shares underlying outstanding DRs as a percentage of total number of shares {i.e., Grand Total (A)+(B)+(C) indicated in Statement at para (I)(a) above}
1	NIL	0	0	0
TOTAL		0	0	0



The image shows a handwritten signature in black ink over a circular official stamp. The stamp contains the text 'DEPOSITORY REGISTRAR, INDIA' around the perimeter and 'Bottle No. 2008/08' in the center.