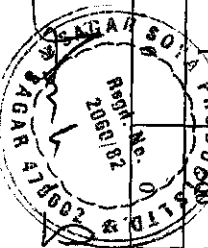



Statement showing Shareholding Pattern for the quarter ended 30th June, 2013

Table (I)(a)

Category code	Category of Shareholder	Number of Shareholders	Total number of shares	Number of shares held in dematerialized form	Total shareholding as a percentage of total number of shares		Number of Shares Pledged or otherwise encumbered	As a percentage	
					As a percentage of (A+B)	As a percentage of (A+B+C)			
(A)	Shareholding of Promoter and Promoter Group								
1	Indian								
(a)	Individuals/ Hindu Undivided Family	0	0	0	0.00	0.00	NIL	NIL	
(b)	Central Government/ State Government(s)	0	0	0	0.00	0.00	NIL	NIL	
(c)	Bodies Corporate	2	485810	0	7.25	7.25	NIL	NIL	
(d)	Financial Institutions/ Banks	0	0	0	0.00	0.00	NIL	NIL	
(e)	Any Others(Specify)								
(e-i)	Director	4	289375	0	4.32	4.32	NIL	NIL	
(e-ii)	Directors Relative	25	562125	0	8.39	8.39	NIL	NIL	
(e-iii)	Person Acting in Concert	0	0	0	0.00	0.00	NIL	NIL	
	Sub Total(A)(1)	31	1337310	0	19.97	19.97	NIL	NIL	
2	Foreign								
a	Individuals (Non-Residents Foreign Individuals)	0	0	0	0.00	0.00	NIL	NIL	
b	Bodies Corporate	0	0	0	0.00	0.00	NIL	NIL	
c	Institutions	0	0	0	0.00	0.00	NIL	NIL	
d	Qualified Foreign Investor	0	0	0	0.00	0.00	NIL	NIL	
e	Any Others(Specify)	0	0	0	0.00	0.00	NIL	NIL	
	Sub Total(A)(2)	0	0	0	0.00	0.00	NIL	NIL	
	Total Shareholding of Promoter and Promoter Group (A) = (A)(1)+(A)(2)	31	1337310	0	19.97	19.97	NIL	NIL	
(B)	Public shareholding								
1	Institutions								
(a)	Mutual Funds/ UTI	1	1825	0	0.03	0.03	NIL	NIL	
(b)	Financial Institutions / Banks			0	0.01	0.01	NIL	NIL	
(c)	Central Government/ State Government(s)			0	0.00	0.00	NIL	NIL	




(d)	Venture Capital Funds	0	0	0	0.00	0.00	NIL	NIL
(e)	Insurance Companies	0	0	0	0.00	0.00	NIL	NIL
(f)	Foreign Institutional Investors	0	0	0	0.00	0.00	NIL	NIL
(g)	Foreign Venture Capital Investors	0	0	0	0.00	0.00	NIL	NIL
(h)	Qualified Foreign Investor	0	0	0	0.00	0.00	NIL	NIL
(e)	Any Other (specify)	0	0	0	0.00	0.00	NIL	NIL
B 2	Sub-Total (B)(1)	2	2325	0	0.03	0.03	NIL	NIL
(a)	Non-institutions							
(a)	Bodies Corporate	59	57625	700	0.86	0.86	NIL	NIL
(b)	Individuals							
I	Individuals - i. Individual shareholders holding nominal share capital up to Rs 1 lakh	13889	4996034	50750	74.60	74.60	NIL	NIL
II	ii. Individual shareholders holding nominal share capital in excess of Rs. 1 lakh.	4	74800	33200	1.12	1.12	NIL	NIL
(c)	Qualified Foreign Investor	0	0	0	0.00	0.00	NIL	NIL
(d)	Any Other (specify)							
(d-i)	NRI Individuals (Repatriation & Non-Repatriation)	292	226000	0	3.37	3.37	NIL	NIL
(d-ii)	Hindu Undivided Family	6	2625	0	0.04	0.04	NIL	NIL
	Sub-Total (B)(2)	14250	5357084	84650	80.00	80.00	NIL	NIL
(B)	Total Public Shareholding	14252	5359409	84650	80.03	80.03	NIL	NIL
	TOTAL (A)+(B)	14283	6696719	84650	100.00	100.00	NIL	NIL
(C)	Shares held by Custodians and against which Depository Receipts have been issued							
(1)	Promoter and Promoter Group	0	0	0	0	0	NIL	NIL
(2)	Public	0	0	0	0	0	NIL	NIL
	GRAND TOTAL (A)+(B)+(C)	14283	6696719	84650	100	100	NIL	NIL



(1)(b)

SAGAR SOYA PRODUCTS LIMITED
Statement showing Shareholding of persons belonging to the category "Promoter and Promoter Group"

Sr. No.	Name of the shareholder	Details of Shares held		Encumbered shares (*)		Details of warrants		Details of convertible securities		Total shares (including underlying shares assuming full conversion of warrants and convertible securities) as a % of diluted share capital	
		Number of shares held	As a % of grand total (A)+(B)+(C)	No.	As a percentage (V)=(VI/III)*100	As a % of grand total (A)+(B)+(C) of sub-clause (I)(a)	Number of warrants held	As a % of total number of warrants of the same	Number of convertible securities held		As a % of total number of convertible securities of the same class
(i)	(ii)	(iii)	(iv)	(v)	(vi)=(v/iii)*100	(vii)	(viii)	(ix)	(x)	(xi)	(xii)
1	ARVIND FOODS LTD	450660	6.72	0	0	0	0	0	0	0	6.72
2	NAINABEN PATEL	165000	2.46	0	0	0	0	0	0	0	2.46
3	DINESHBHAI PATEL	105000	1.56	0	0	0	0	0	0	0	1.56
4	DINESHBHAI PATEL (H U F)	42000	0.62	0	0	0	0	0	0	0	0.62
5	ARVINDBHAI PATEL	85000	1.26	0	0	0	0	0	0	0	1.26
6	SURYAKANT R.PATEL	40500	0.60	0	0	0	0	0	0	0	0.60
7	ARVINDBHAI C PATEL (H U F)	40000	0.59	0	0	0	0	0	0	0	0.59
8	DAKSHABEN PATEL	36000	0.53	0	0	0	0	0	0	0	0.53
9	KOMIN ENTERPRISES PVT.LTD.	35150	0.52	0	0	0	0	0	0	0	0.52
10	HARSHBHAI T PATEL	34000	0.50	0	0	0	0	0	0	0	0.50
11	BHUPENDRA T PATEL	33500	0.50	0	0	0	0	0	0	0	0.50
12	HANSABEN PATEL	33000	0.49	0	0	0	0	0	0	0	0.49
13	ILABEN PATEL	33000	0.49	0	0	0	0	0	0	0	0.49
14	SHRI THAKURBHAI PATEL (H U F)	27000	0.40	0	0	0	0	0	0	0	0.40
15	NAINABEN PATEL	25000	0.37	0	0	0	0	0	0	0	0.37
16	DINESHBHAI PATEL	19500	0.29	0	0	0	0	0	0	0	0.29
17	NIRUPABEN PATEL	15000	0.22	0	0	0	0	0	0	0	0.22
18	SHAKUNTALABEN PATEL	15000	0.22	0	0	0	0	0	0	0	0.22
19	GAURAV D PATEL	14875	0.21	0	0	0	0	0	0	0	0.21
20	THAKURBHAI PATEL	14000	0.20	0	0	0	0	0	0	0	0.20
21	BHUPENDRABHAI T PATEL (H U F)	12000	0.17	0	0	0	0	0	0	0	0.17
22	HARSHBHAI PATEL (H U F)	12000	0.17	0	0	0	0	0	0	0	0.17
23	KARAN KUMAR A. PATEL	11000	0.16	0	0	0	0	0	0	0	0.16




[Signature]

SAGAR SOYA PRODUCTS LIMITED

Statement showing Shareholding of persons belonging to the category "Public" and holding more than 1% of the total number of shares

Sr. No.	Name of the shareholder	Number of shares held	Shares as a percentage of total number of shares i.e., Grand Total (A)+(B)+(C) indicated in Statement at para (1)(a) above)	Details of warrants		Details of convertible		Total shares (including underlying shares assuming full conversion of warrants and convertible securities)
				Number of warrants held	As a % of total number of warrants of the same class	Number of convertible securities held	% w.r.t total number of convertible securities of the same class	
1	NIL	0	0	0	0	0	0	0
	Total	0	0	0	0	0	0	0




 for SAGAR SOYA PRODUCTS LIMITED

[Signature]
Director

SAGAR SOYA PRODUCTS LIMITED

(I)(c)(iii) Statement showing holding of securities (including shares, warrants, convertible securities) of persons (together with PAC) belonging to the category "Public" and holding more than 5% of the total number of shares of the company

Sr. No.	Name(s) of the shareholder(s) and the Persons Acting in Concert (PAC) with them	Number of shares	Shares as a percentage of total number of shares (i.e., Grand Total (A)+(B)+(C) indicated in Statement at para 2)	Details of warrants		Details of convertible securities		Total shares (including underlying shares assuming full conversion of warrants and convertible securities) as a % of diluted share capital
				Number of warrants	As a % of total number of warrants of the	Number of convertible securities held	% w.r.t total number of convertible securities of the same class	
1	NIL	0	0	0	0	0	0	0
Total		0	0	0	0	0	0	0


 Director
 SAGAR SOYA PRODUCTS LIMITED
 H. No. 200/17
 200/17 SAGAR SOYA PRODUCTS LIMITED
 H. No. 200/17
 SAGAR SOYA PRODUCTS LIMITED

SAGAR SOYA PRODUCTS LIMITED

Introductory sub-table (I)(a)

Name of the Company: SAGAR SOYA PRODUCTS LIMITED			
Scrip Code, Name of the scrip, class of security: 507663			
Quarter ended: 30th June, 2013			
Partly paid-up shares:-	No. of partly paid-up shares	As a % of total no. of partly paid-up	As a % of total no. of shares of the company
Held by promoter/promoter group	NIL	NIL	NIL
Held by public	1335135	100	19.94
Total	1335135	100	19.94
Outstanding convertible securities:-	No. of outstanding securities	As a % of total No. of outstanding convertible securities	As a % of total no. of shares of the company, assuming full conversion of the convertible securities
Held by promoter/promoter group	NIL	NIL	NIL
Held by public	NIL	NIL	NIL
Total	NIL	NIL	NIL
Warrants:-	No. of warrants	As a % of total no. of warrants	As a % of total no. of shares of the company, assuming full conversion of warrants
Held by promoter/promoter group	NIL	NIL	NIL
Held by public	NIL	NIL	NIL
Total	NIL	NIL	NIL
Total paid-up capital of the company assuming full conversion of warrants and convertible securities	5361584 Equity Shares of Rs. 10/- each fully paid-up and 1335135 Equity Shares of Rs. 5/- each partly paid-up aggregating to Rs. 6,02,91,515/-		

for SAGAR SOYA PRODUCTS LIMITED

